

KTH AD-3 SLIDING DOOR
AUTOMATIC DOOR SYSTEM SERIES




KTH KING TA HAN TECHNOLOGY CO. LTD.

Location: Kaohsiung, Taiwan
 Global Website: <http://www.kth-automaticdoor.com>
 E-mail address: export@kthtw.com
kth@kthtw.com




KTH AD-3 SLIDING DOOR




WORM GEAR MOTOR

Large deceleration
More space and bigger torque




GEAR REDUCER




TWIN-WHEELS HANGERS

Stable and durable “seesaw wheel” hangers quiet and smooth



AD-3(normal)



MICRO-CONTROLLER & COMBINED TERMINAL BLOCK

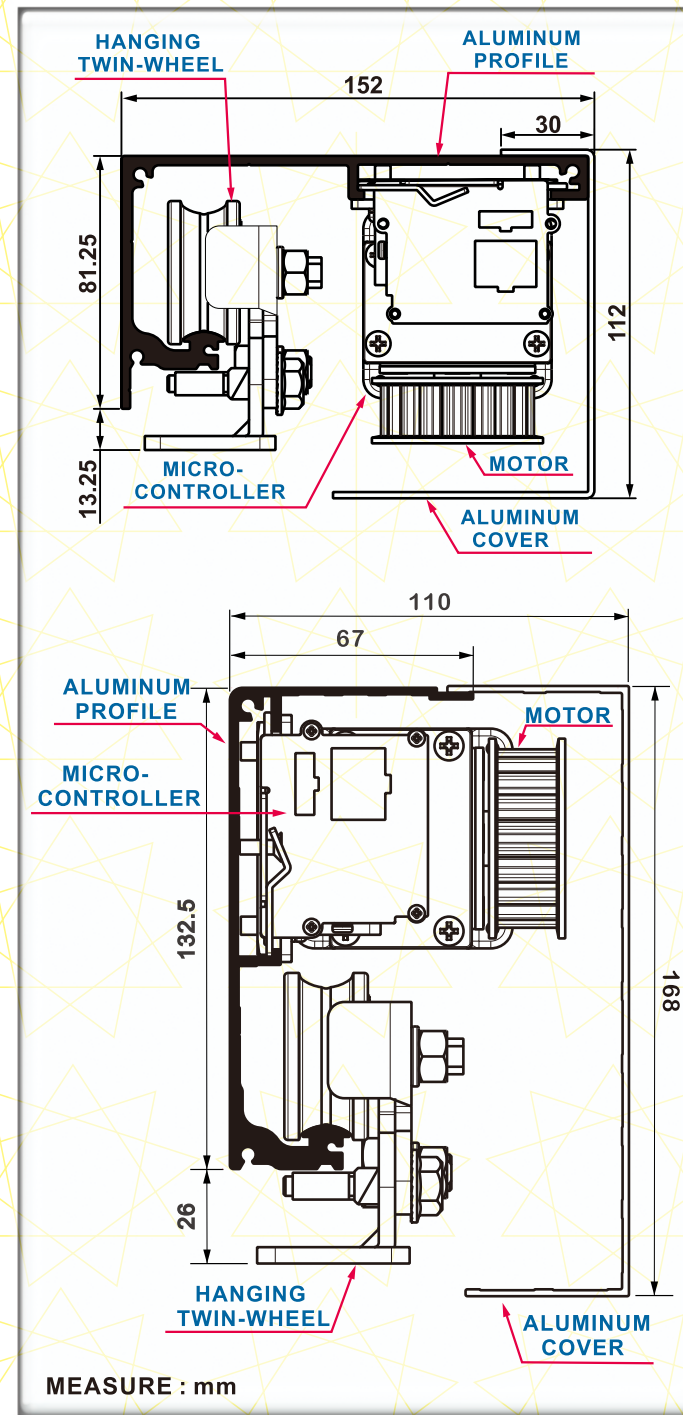
Intelligence operator provides 5 functions of door's motions

AD-3(EN16005)



MICRO-CONTROLLER & COMBINED TERMINAL BLOCK

Intelligence operator provides 5 functions of door's motions



OUR AD-3 OPERATOR'S FEATURES

- “PFC” Device (Power Factor Correction)
- Catch-return Safety System: During the door motion if there is a person or object block the travel line, the door will return.
- Safety Certificate: CE
- Factory Certificate: URS ISO 9001
- No restrictions for used places, the best choice for city architectures. With top security device, no misgivings about danger.
- Excellent Quality & High-performance
- **EN16005: The latest regulation for the safety functions of automatic door in Europe.**

TYPE	AD-3	
MODEL	SINGLE-WINGED	BI-PARTING
DOOR WEIGHT	150kg X1(DOOR)	130kg X2(DOOR)
DDOOR WIDTH	500mm~2500mm	500mm~2500mm
INSTALL WAY	SURFACE INSTALL	SURFACE INSTALL
MOTOR	DC24V 75W WORM GEAR MOTOR	
CONTROL	USER-FRIENDLY MICRO-CONTROL	
POWER CONSUMPTION	75W	
VOLTAGE	AC100V~240V	
ENVIRONMENTAL TEMPERATURE	-20℃~+50℃	
VOLUME	60 DECIBEL(MAX.)	
STARTING SPEED	600mm/SEC.	550mm/SEC.
STARTING TIMES	0~20 SEC. (REGULABLE)	
TRANSMISSION IMPORTANT CONDITION	RACK BELT S8M	
OPENING DOOR RANGE	FULL/HALF-OPEN (REGULABLE)	
PFC POWER EFFICIENCY	0.95(IN AC100V FULL LOAD)	
TRACTION FORCE	3.5 kg	